

# Euro

COACHMEN



**"European Style Meets American Comfort!"**  
**"A One-of-a-Kind Class A with Absolutely NO Competition"!!**

# Table of Contents

<u>Page 3</u>	<u>Exterior Paint Schemes</u>
<u>Page 4-6</u>	<u>Floorplans</u>
<u>Page 7</u>	<u>Specifications</u>
<u>Page 8-10</u>	<u>Interior Décor - Wood</u>
<u>Page 11-13</u>	<u>What is the Euro?</u>
<u>Page 14</u>	<u>Floor Construction</u>
<u>Page 15-16</u>	<u>Sidewall Construction</u>
<u>Page 17</u>	<u>Roof Construction</u>
<u>Page 18</u>	<u>Air Conditioner</u>
<u>Page 19</u>	<u>Ford Chassis/Powertrain</u>
<u>Page 20</u>	<u>Towing</u>
<u>Page 21-23</u>	<u>Interior Features</u>
<u>Page 24-27</u>	<u>Exterior Features</u>
<u>Page 28</u>	<u>Freedom Package Info</u>
<u>Page 29</u>	<u>Owners Manual</u>
<u>Page 30</u>	<u>Warranty</u>
<u>Page 31</u>	<u>Roadside Assistance Info</u>
<u>Page 32</u>	<u>History of Coachmen</u>
<u>Page 33</u>	<u>Service &amp; Parts Contacts</u>
<u>Page 34</u>	<u>Coachmen Salesperson Contact</u>

SONIC GRAY

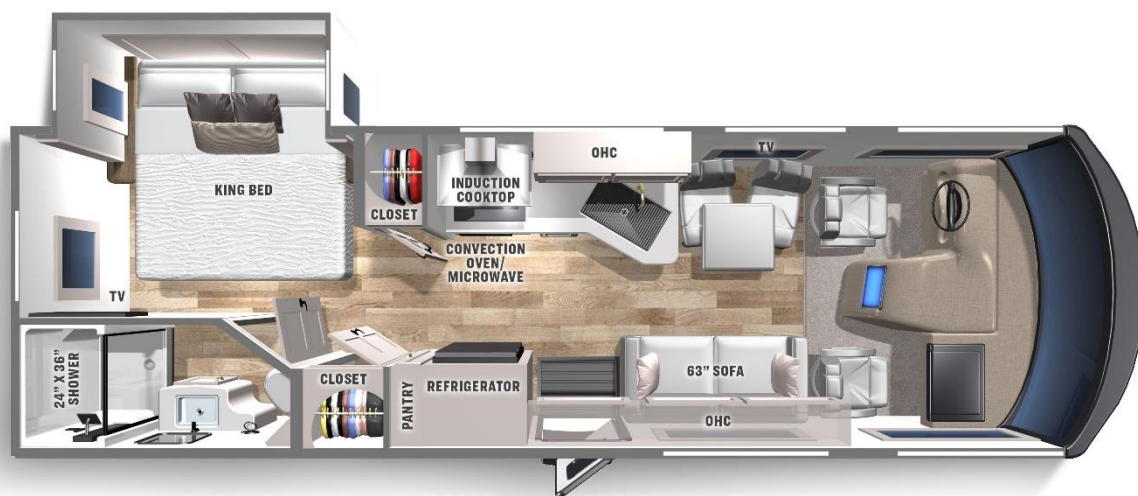


SONIC WHITE

STEALTH



# Euro 25EU



## Euro 25EU Features:

- F53 Ford Chassis
- 50° WHEEL CUT
- LAMILUX 4000 SIDEWALLS
- FULL BODY PAINT w/CLEAR COAT
- SQUARE FRAMELESS WINDOWS
- INTEGRATED DAY/NIGHT SHADES
- 1-PIECE FIBERGLASS ROOF
- 5.5 GENERATOR
- 50-amp SERVICE
- TWO 13,500 BTU A/C – LOW PROFILE w/HEAT PUMPS
- INDUCTION COOKTOP
- MICROWAVE
- 12-VOLT REFRIGERATOR
- TANKLESS WATER HEATER
- SOFT CLOSING DRAWERS
- SOLID SURFACE KITCHEN COUNTERTOPS
- MOTION SENSOR LIGHT IN HALLWAY
- 100w SOLAR PANEL
- 1200w INVERTER
- KING BED
- DUAL 6-VOLT BATTERIES
- LP QUICK CONNECT
- PRE-WIRED FOR SATELLITE DISH
- **OPTIONAL** – FREEDOM PACKAGE w/ 460 AH BATTERY – 3500 INVERTER – 50-amp CHARGER – 60-amp SOLAR CONTROLLER

<b>CLASS A GAS</b>	25EU
<b>FORD ENGINE V-8 - 7.3L</b>	335 HP/468 TRQ
<b>WHEELBASE</b>	178"
<b>GVWR</b>	16,000 lbs.
<b>GCWR</b>	23,000 lbs.
<b>GAWR FRONT</b>	6,500 lbs.
<b>GAWR REAR</b>	11,000 lbs.
<b>FUEL CAPACITY</b>	80 gal
<b>LP GAS CAPACITY (gallons)</b>	20 gal
<b>FURNACE (BTUs)</b>	20,000
<b>EXTERIOR LENGTH</b>	28' - 4"
<b>EXTERIOR HEIGHT (with AC)</b>	11' - 1"
<b>EXTERIOR WIDTH</b>	99"
<b>INTERIOR CEILING HEIGHT</b>	80"
<b>FRESH WATER</b>	50 gal
<b>GREY WATER</b>	31 gal
<b>BLACK WATER</b>	31 gal
<b>GIRARD LEGLESS AWNING</b>	16"
<b>TOW HITCH RATING</b>	<b>8,000 lbs.</b>



# Euro 25TB



## Euro 25TB Features:

- F53 Ford Chassis
- 50° WHEEL CUT
- LAMILUX 4000 SIDEWALLS
- FULL BODY PAINT w/CLEAR COAT
- SQUARE FRAMELESS WINDOWS
- INTEGRATED DAY/NIGHT SHADES
- 1-PIECE FIBERGLASS ROOF
- 5.5 GENERATOR
- 50-amp SERVICE
- TWO 13,500 BTU A/C – LOW PROFILE w/HEAT PUMPS
- INDUCTION COOKTOP
- MICROWAVE
- 12-VOLT REFRIGERATOR
- TANKLESS WATER HEATER
- SOFT CLOSING DRAWERS
- SOLID SURFACE KITCHEN COUNTERTOPS
- MOTION SENSOR LIGHT IN HALLWAY
- 100w SOLAR PANEL
- 1200w INVERTER
- TWIN BEDS
- DUAL 6-VOLT BATTERIES
- LP QUICK CONNECT
- PRE-WIRED FOR SATELLITE DISH
- **OPTIONAL** – FREEDOM PACKAGE w/ 460 AH BATTERY – 3500 INVERTER – 50-amp CHARGER – 60-amp SOLAR CONTROLLER

<b>CLASS A GAS</b>	25TB
<b>FORD ENGINE V-8 - 7.3L</b>	335 HP/468 TRQ
<b>WHEELBASE</b>	178"
<b>GVWR</b>	16,000 lbs.
<b>GCWR</b>	23,000 lbs.
<b>GAWR FRONT</b>	6,500 lbs.
<b>GAWR REAR</b>	11,000 lbs.
<b>FUEL CAPACITY</b>	80 gal
<b>LP GAS CAPACITY (gallons)</b>	20 gal
<b>FURNACE (BTUs)</b>	20,000
<b>EXTERIOR LENGTH</b>	28' -4"
<b>EXTERIOR HEIGHT (with AC)</b>	11' – 1"
<b>EXTERIOR WIDTH</b>	99"
<b>INTERIOR CEILING HEIGHT</b>	80"
<b>FRESH WATER</b>	50 gal
<b>GREY WATER</b>	31 gal
<b>BLACK WATER</b>	31 gal
<b>GIRARD LEGLESS AWNING</b>	16"
<b>TOW HITCH RATING</b>	<b>8,000 lbs.</b>

# Euro 25LE



## Euro 25LE Features:

- F53 Ford Chassis
- 50° WHEEL CUT
- LAMILUX 4000 SIDEWALLS
- PARTIALPAINT w/GRAPHICS
- SQUARE FRAMELESS WINDOWS
- INTEGRATED DAY/NIGHT SHADES
- 1-PIECE TPO ROOF
- 4.5 GENERATOR
- 30-amp SERVICE
- 1-15K BTU A/C w/HEAT PUMP
- INDUCTION COOKTOP
- MICROWAVE
- 12-VOLT REFRIGERATOR
- TANKLESS WATER HEATER
- SOFT CLOSING DRAWERS
- SOLID SURFACE KITCHEN COUNTERTOPS
- MOTION SENSOR LIGHT IN HALLWAY
- 100w SOLAR PANEL
- TWIN BEDS
- DUAL 6-VOLT BATTERIES
- LP QUICK CONNECT
- PRE-WIRED FOR SATELITTE DISH
- **OPTIONAL** – FREEDOM PACKAGE w/ 460 AH BATTERY – 3500 INVERTER – 50-amp CHARGER – 60-amp SOLAR CONTROLLER

<b>CLASS A GAS</b>	25LE
<b>FORD ENGINE V-8 - 7.3L</b>	335 HP/468 TRQ
<b>WHEELBASE</b>	178"
<b>GVWR</b>	16,000 lbs.
<b>GCWR</b>	23,000 lbs.
<b>GAWR FRONT</b>	6,500 lbs.
<b>GAWR REAR</b>	11,000 lbs.
<b>FUEL CAPACITY</b>	80 gal
<b>LP GAS CAPACITY (gallons)</b>	20 gal
<b>FURNACE (BTUs)</b>	20,000
<b>EXTERIOR LENGTH</b>	28' -4"
<b>EXTERIOR HEIGHT (with AC)</b>	11' – 1"
<b>EXTERIOR WIDTH</b>	99"
<b>INTERIOR CEILING HEIGHT</b>	80"
<b>FRESH WATER</b>	50 gal
<b>GREY WATER</b>	31 gal
<b>BLACK WATER</b>	31 gal
<b>AWNING</b>	16"
<b>TOW HITCH RATING</b>	<b>8,000 lbs.</b>

# Euro COACHMEN

## Euro Specifications

50° Wheel Cut  
 8,000# Towing Hitch w/ 7 Way Plug  
 80" Interior Ceiling Height  
 Full Body Paint (6 Coats of Sikkens + 4 Coats of Clear) (N/A on 25LE)  
 Power MCD Roller Shades at Windshield (Privacy)  
 50 Amp Service (30 Amp on 25LE)  
 Induction Cooktop  
 Solid Surface Kitchen Counter Tops w/ Back Lighting  
 Motion Sensor Light in Hallway Near Floor  
 5.5 kw Generator (4kw on 25LE)  
 Two 13.5K Low Profile AC's w/ Heat Pumps (1-15K w/HP ON 25LE)  
 2-Pull Out Trash Cans w/Utility Tray  
 Tankless Water Heater

2,000# Cargo Capacity  
 One-Piece Fiberglass Roof (TPO on 25LE)  
 Floor is 7" Lower Than Standard Class A Coach  
 Girard Legless Awning w/ Wind Sensor (N/A on 25LE)  
 Soft Touch Padded Ceiling  
 12V Refer  
 Microwave  
 Stainless Steel Kitchen Package  
 \*1200w Inverter (N/A on 25LE)  
 100w Solar Panel  
 Prepped for Combo Washer/Dryer (25EU)  
 Backlit Bathroom Mirror

\*The 1200W inverter is specified as Inverter/GFI on the power center where it is protected with a 20A breaker. It powers the GFI in the bathroom, the outside recept, the dash recept, both TVs, the pop-up recept in the kitchen counter, and the GFI on the kitchen base.

## EURO SPECIFICATIONS

CLASS A GAS	25LE	25TB	25EU
FORD ENGINE V-8 7.3L 3-VALVE	335 HP/468 TRQ	335 HP/468 TRQ	335 HP/468 TRQ
WHEEL BASE	178"	178"	178"
GVWR	16,000 lbs	16,000 lbs	16,000 lbs
GCWR	23,000 lbs	23,000 lbs	23,000 lbs
GAWR FRONT	6,500 lbs	6,500 lbs	6,500 lbs
GAWR REAR	11,000 lbs	11,000 lbs	11,000 lbs
FUEL CAPACITY	80 gal	80 gal	80 gal
LP GAS CAPACITY	85 gal	85 gal	85 gal
FURNACE (BTUs)	30,000	30,000	30,000
EXTERIOR LENGTH (w/o Ladder)	28' 4"	28' 4"	28' 4"
EXTERIOR HEIGHT (w/A/C)	11' 1"	11' 1"	11' 1"
EXTERIOR WIDTH	99"	99"	99"
FRESH WATER	50 gal	50 gal	50 gal
GREY WATER	31 gal	31 gal	31 gal
BLACK WATER	31 gal	31 gal	31 gal
WATER HEATER	TANKLESS	TANKLESS	TANKLESS
ANKLESS	15'	16'	16'

**"European Style Meets American Comfort!"**  
**"A One-of-a-Kind Class A with Absolutely NO Competition"!!**





# Euro



## LIVING AREA



- Interior Wood Décor: Combination of Cloud & Shadow
- Interior Fabric Décor: Chiffon (Light) or Sandcastle (Dark)



- All New Frameless Square Windows with Integrated Day/Night Shades and Residential Interior Wood Trim
- LED Batten Strip Ceiling Lighting



## KITCHEN – GALLEY AREA



# Euro



## BEDROOM – BATHROOM AREA



## What is the Euro?



The all-new Euro provides the compactness, look and features of a European motorhome with North American creature comforts. The Euro is shorter, more compact and narrower than a traditional Class A.

- The Euro is a compact Class A motorhome designed to mimic the European market instead of traditional Class As
- The simplistic exterior design provides an automotive look with bus mirrors and after market rims
  - The height, width and length is more compact than most Class Cs
  - Sloped front end and a small windshield provides an automotive feel in the cockpit resulting in less intimidation
- Interior carries the European inspired look with more of an automotive design rather than the traditional look
  - Captain chairs in the living area, lagoon table, residential hood vent, creative storage, ceiling integrated strip lighting, and European cabinets

## Small Class A

- Class A manufacturers have tried building small Class As but have not had much success; this is because they only focus on the length and not the height or width.
  - Small Class As might be shorter than some Class Cs but the perception is they are still bigger; they are not compact. This is because they are much taller, wider and more intimidating for first time drivers compared to B and C motorhomes.
  - The Euro is not only shorter in length, it's also more narrow and shorter in height. This combined with the sloped windshield and dash enables the driver the perception of driving something compact.



# Euro



## SIDE-BY-SIDE COMPARISON

Typical Class A Specs:  
Length 30'+  
Height 12' 6"  
Width 102"



Euro Specs:  
Length 28' 4"  
Height 11' 1"  
Width 99"



EURO - VS - CLASS B

## 2" Floor Construction

### 5-Layer Laminated Construction

#### 1. Galvanized steel underbelly

- Coated with Zinc Oxide to prevent metal from rusting and is harder to cut or rupture.
- Helps keep rodents and other pests from gaining access to interior

#### 2. 1½" Welded tubular steel framing

- Stronger than aluminum (aluminum is a low-density metal and when used in foundations it is more prone to failure compared to steel) 3" X 8" metal plates welded at 24" intervals over the Heat Duct channels to prevent soft floors.

#### 3. 1½" High compression block foam insulation

- Increases R-Value and insulation of motorhome. Thicker block foam than many other manufacturers providing better insulated RVs

#### 4. ½" floor decking

- 2 layers of ¼" decking with staggered seams
- Staggering seams prevents dead spots and air gaps since no seams run through entirety of floor

#### 5. Linoleum (SHAW Flooring)

- Slip Resistant
- Stain Resistant
- Cold Crack Resistant
- Resistant to Mold and Mildew



## 2" Sidewall Construction

### 5-Layer Laminated Construction

#### 1. Fiberglass Exterior Skin

- Lamalux 4000 Fiberglass exterior skin
- 1 Year warranty
- We receive these bonded together with Azdel backer in long flat sheets that are then laminated to our sidewall.

#### 2. Azdel Composite Substrate Backer

- 50% lighter than wood
- Made in the USA
- Impervious to water, rot, or mold damage
- 3X the insulation value of wood

#### 3. 1½ lbs. High Compression Foam Insulation

- Increases R-Value providing a better insulated RV. Many manufacturers use thin 1" foam insulation.

#### 4. 1½" Aluminum Framing


- Aircraft grade welded aluminum framing. Many manufacturers use 1" framing.
- Aluminum framing around door and windows
- **Electroplated Galvanized Steel (EGS)** backing laminated into the sidewall provides secure anchoring for cabinets and other items mounted to the interior sidewall

#### 5. Azdel Composite Interior Décor Wallboard

- Residential looking

**There is No Wood in the EURO Sidewall**

### Azdel Composite Panels - Key Features

<b>Weight Matters™</b>  <b>50% Lighter Than Wood for Lighter RVs</b>	<b>Let It Rain™</b>  <b>Impervious to Water: No Rot, Mold or Water Damage</b>	<b>from Sweats to Chills™</b>  <b>3X the Insulation Value of Wood</b>
 <b>Odorless, Formaldehyde Free</b>	 <b>Sound &amp; Energy Absorbing for Quieter RVs</b>	 <b>Impact &amp; Puncture Resistant: Stronger Sidewalls Help Prevent Damage</b>



## *If Our Walls Could Talk*

Starts with our Sidewall exterior, which is thicker than most competitors and offers a three-year warranty through our supplier...

Our Walls are Vacuum-bonded AND pinch-rolled for maximum adhesion!

Within the walls, the **fiberglass** is adhered to **AZDEL** composite panels, which are a blend of polypropylene and fiberglass...

**AZDEL** is...

- HALF the weight of wood!
- IMPERVIOUS to water!
- FORMALDEHYDE free and odorless!
- THREE times the insulation of a wood panel!
- RAISES the R-Value 2 points!
- ABSORBS sound for a quieter ride!
- More IMPACT resistance – tends to flex rather than staying rigid so it doesn't crack
- NOT WOOD – wet wood causes panel delamination and Separation

Aluminum structure is DOUBLE-WELDED at the joints!


Metal EGS Backers for secure anchoring points of cabinets



## Crowned Roof Construction

### 5-Layer Laminated Construction

1. **Interior wallboard**
2. **Rigid polystyrene foam insulation**
  - Virtually impervious to moisture
  - Provides great insulation properties
3. **Aluminum rafters**
  - Crowned for controlled water run off
  - Can withstand considerable amounts of weight
  - Impervious to water damage
4. **AZDEL roof decking**
  - Strengthens roof
5. **One piece Fiberglass roof**
  - Easy to clean
  - No seams run down the middle
  - Long lasting
  - 2 Year Warranty on skin



## Even-Cool / Cool-Stream Ducting

The EURO comes standard with dual 13.5K BTU air conditioning units, and a 5.5 kw Onan gas generator.

The EURO has CoolStream® residential ducting. This is an air conditioning system that is installed in the built-in channels of the crowned, vacuum-bonded roof. The insulated ductwork has an antibacterial coating that resist mold and mildew build-up. Radius corners provide maximum efficiency

Other Motorhome manufacturers utilize molded block Styrofoam insulation with the built-in channels for their airflow. However, many do not install ductwork. Styrofoam is comprised of thousands of miniscule circular beads that have microscopic pores. Over time, those pores will accumulate dust particles. Air conditioning is nothing more than displacing moisture from the inside of the coach and transferring it to the outside which means moisture flowing freely through the coach and interacting with dirt and dust. Over time, this can have an adverse affect, especially for customers that are very sensitive with allergies.



Coachmen Ducting

Vs.



Competition Ducting

## Ford Chassis / Powertrain

The EURO is built on a 16K F-53 Ford Chassis

- **Ford 7.3L Triton V8 gas engine**
  - 335 Horsepower & 468 lbs.-ft. of torque
  - Front and Rear 4-Wheel anti-lock disc brakes
- **TORQSHIFT® 6-Speed Double Overdrive Automatic Transmission**
  - Activating the Tow/Haul Feature
    - Provides Engine Braking
    - Reduces vehicle speed when descending hills by tapping brake pedal
    - Reduces brake wear
    - Modifies Shift Schedule
    - Delays upshifts and reduces frequency of shifts
- **Major Chassis Upgrades**
  - 2" Diameter Stabilizer Bars
  - Retuning of Suspension for all 6 GVWR Chassis
  - New Instrument Cluster Display
  - Hill Start Assist
- **Standard on all F-53 Ford Chassis**
  - Custom Tuned Sachs Shocks
  - Variable-rate Jounce Bumpers
  - 2" Diameter Stabilizer Bars
  - Computer Balanced Drive Shaft
  - Heavy Duty Sway Bars
- **Robust Steering and 50-degree wheel cut (19.5" Tires)**





# Determining the Towing Capacity of a EURO Motorhome

Every EURO motorhome has a tow hitch rated at 8,000 lb. That **DOES NOT** mean it can tow 8,000 lbs. The tow capacity of a **fully loaded** EURO is determined by subtracting the Gross Vehicle Weight Rating (GVWR) from the Gross Combined Weight Rating (GCWR).

Example 1; a fully loaded **25EU** on the **16,000 lb.** GVWR chassis has a GCWR (Gross Combined Weight Rating) of 23,000 lb.

Therefore, **this fully loaded** EURO has a towing capacity of 7,000 lbs.

So, how much weight **beyond** this capacity can a motorhome legally tow?

The difference between the actual weight and the GVWR will determine how much **more** the motorhome may legally tow.


Load the motorhome as it will be used and have it weighed. Typically, the average couple will load the motorhome to between 800 and 1200 lbs. So, if motorhome has 2,000 lbs. CCC (the **Cargo Carrying Capacity** information is listed on the yellow tag at the entry door) and we load it with 1,000 lbs. of cargo, we can legally tow an additional 1,000 lbs. In the example 1 above, the customer can tow 8,000 lbs.

Regardless of the hitch rating, always calculate the legal tow capacity of the motorhome, remembering...

**NEVER Exceed the Hitch Rating!**  
**NEVER Exceed the Gross Vehicle Weight Rating (GVWR)!**  
**NEVER Exceed the Gross Combined Weight Rating (GCWR)!**




## Interior Features



### Reclining/Swivel Pilot Seats

- Both Pilot and Passenger seats will swivel to become additional seating in the motorhome.



### Monitor System

- 13" touch screen monitor that displays the rear and side camera system.
- Includes FM/AM, Bluetooth, and XM radio ready with subscription.
- Equipped with Apple and Android CarPlay.

### Privacy Cockpit Shades

- MCD roller shade at front windshield (Privacy).
- Privacy MCD roller shade on passenger and driver side windows.



### Pull Out Computer Desk

- Allows for the passenger to navigate and work while traveling down the road.
- Includes USB port, 12V outlet and 110V outlet.



**New USB Charging Ports on Dash**

## Interior Features



### Rubber Diamond Plate

- No carpet under the driver or passenger seats allow for easy cleaning in the cockpit.
- The rubber diamond plate in the driver cockpit area will hold up longer than linoleum or carpet.



### SHAW Flooring

- The floor in the EURO is slip resistant
- Stain resistant
- 3-year no crack warranty
- Resistant to mold and mildew



### Furniture – Windows - Lighting

- Upgraded furniture package. Vinyl package upgraded to increase longevity of furniture with 10-year (cockpit seats) & 7-year (sofa, booth chairs) hydrolysis warranty.
- Square Frameless Windows with built in day/night shades.
- LED lighting in batten strips.



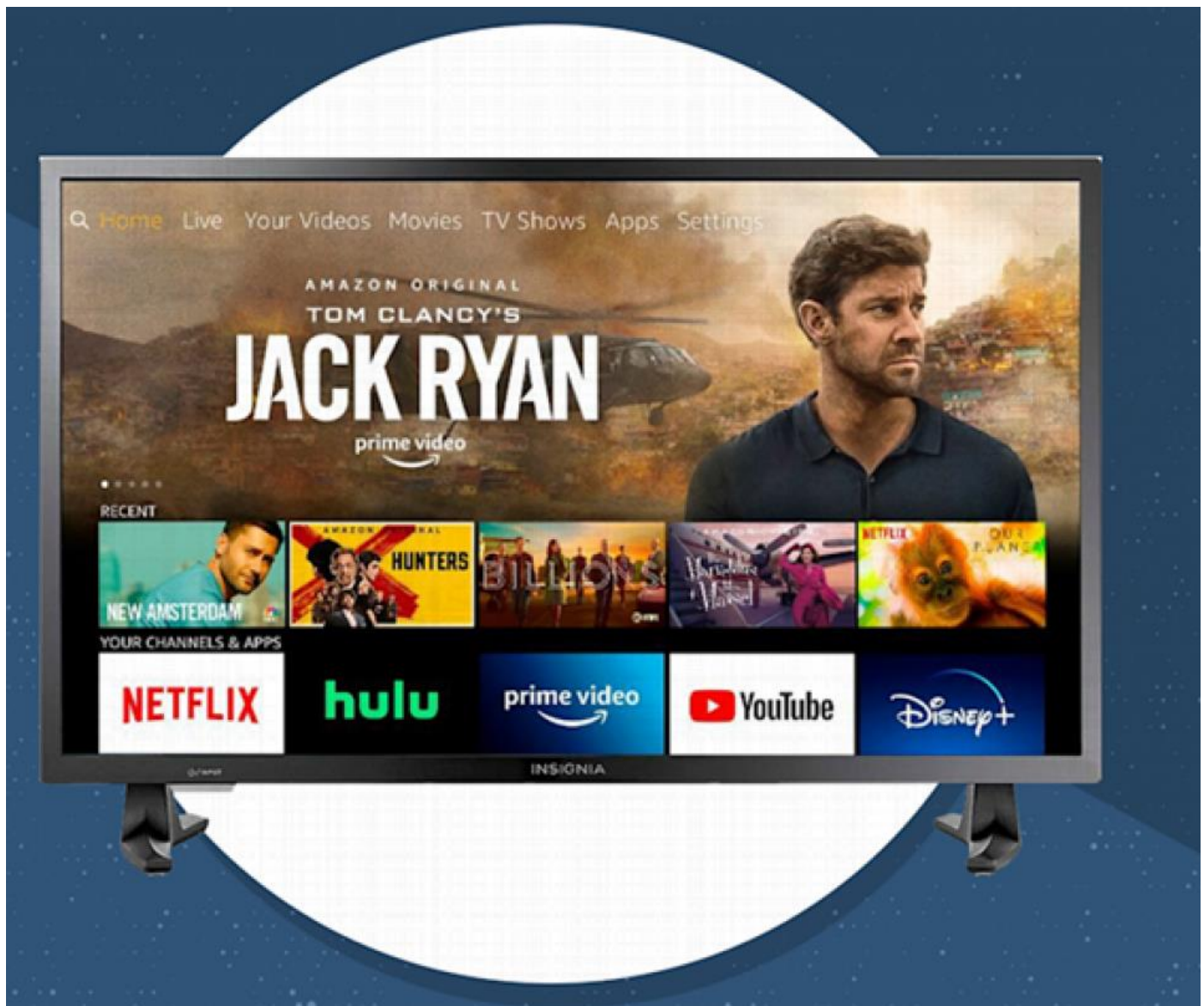
### Bathroom

- The bathroom has glass shower doors.
- Porcelain Toilet w/Foot Flush.
- Stainless steel sink.
- Lots of storage.

## Interior Features

### Insignia

HD Smart TV  
Now in all EURO Motorhomes





## KING Jack – digital HDTV antenna system



### Wider reception range

- Less directional than traditional RV antennas to provide broader reception coverage

### Greatly improved UHF reception

- Superior reception of UHF signals where over 80% of new DTV channels are broadcast, also offers great reception of remaining VHF channels

### Fixed height- 8.5" tall

- No need to crank up, can't forget to crank down
- Not affected by ice or snow build-up on roof
- Lower than A/C unit or satellite dish
- Compatible with mobile DTV reception

### Environmentally protected

- No periodic lubrication of roof mounted components
- No exposed coaxial cables or connectors

**2 year parts, 1 year labor warranty**

**Adjustable for different roof thicknesses**

- 1" to 8" roofs without any cutting or gluing

**Compact, aerodynamic design**


- 70% smaller and lighter than Batwing antennas



**In order to receive Radio or TV reception your booster must be turned on at your control monitor panel**



## Exterior Features



### Radius trunk doors with slam latch

- 1.5" thick slam latch doors (Thicker doors allow for larger openings)
- Side radius doors allow for easier opening of doors and access to items
- Pass-through storage allow for storage of larger / longer items
- Steel Storage compartments with Ozite liner (longer lasting than Rotocast)



lowing for greater visibility

Dash is angled 20 degrees

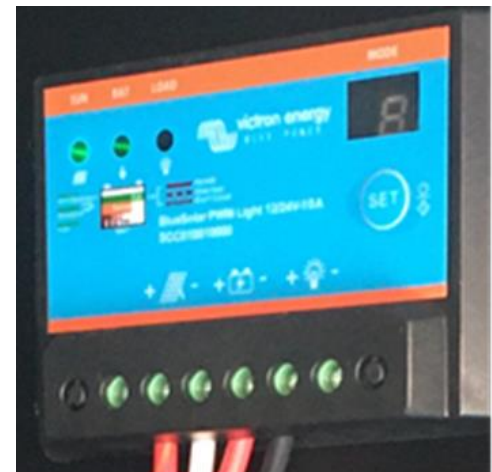
## Exterior Features

### Solar Panel

- Each EURO has a standard 100-Watt solar panel on the roof.

### The Solar Controller regulates

- **Bulk Charge**, battery voltage has not yet reached boost voltage and 100% of available solar power is used to charge the battery
- **Boost Charge**, when the battery has recharged to the boost voltage setpoint, constant – current regulation is used to prevent heating and excessive battery gassing.
- **Float Charge**, after the battery is fully charged in Boost voltage stage, the controller reduces the battery voltage to Float voltage set point. When the battery is fully recharged, there will be no more chemical reactions and all the charge current transmits into heat and gas at this time.







### RV Sidewall Cut-Away



### AZDEL

Azdel panels used on the interior and exterior of the sidewalls provide a strong, lightweight, water-resistant wall that is 50% lighter than wood and has 3X the insulation. Keeping your coach cool in the summer and warm in the winter extends your camping seasons and ensures the structural integrity of your coach.



### COOLSTREAM® EVEN COOL DUCTING

Our patented duct system evenly disperses air through the whole coach. We use CoolStream ducting instead of the Styrofoam insulation because it's antimicrobial, preventing the growth of bacteria and ensuring a cool, clean coach in even scorching heat.



### COMPACTNESS WITH SUPERIOR TOW AND CARGO CAPACITY

The Euro is built on the F-53 chassis. The narrow body (99"), height (11' 1") and length (28' 4") is similar to Class B and Class C motorhomes. The GVWR is 10% greater than other 27' motorhomes but provides more cargo carrying capacity, larger tanks, larger tires and more tow capacity.



### SOLAR PANEL

The 100-Watt roof mounted solar panel provides 8-10 amps of power under ideal conditions. The solar panel trickle charges your house batteries, allowing you to camp in remote places for longer periods of time without running your generator or being plugged into shore power.



### ON-DEMAND WATER HEATER

With a heating capacity of 2.4 gallons per minute or 144 gallons per hour, you'll have an instantaneous and consistent supply of hot water without having to wait for a tank to fill. With a powerful 60,000 BTU, the unit heats fast and performs effortlessly, even when temperatures drop to 39°F (4°C).



### BUS STYLE MIRRORS

The bus style mirrors are 30% larger than traditional sideview mirrors. This improves visibility and decreases blindspots. Rearview and sideview cameras are standard and assist with visibility.



### DUAL 13.5K A/C'S WITH HEAT PUMPS

Front and Rear 13,500 BTU low-profile A/C(s) with Heat Pumps are standard. A Heat Pump will warm your motorhome without having to run the L/P furnace. It provides heat for your motorhome when the outside ambient temperature is as low as 25° compared to other heat pumps that only operate at 38°.



### MODERN SQUARE WINDOWS

Modern square Euro frameless windows have integrated window screens and insulated blackout blinds. No valances on the interior provide more sunlight and visibility outside. The integrated blinds result in less road noise than traditional blinds.



### 1,200 WATT PURE SINE WAVE INVERTER

A 1,200 watt inverter powers the GFI outlets in the bathroom, kitchen, and outside receptacle. The living room and bedroom TV are also powered by the inverter. This allows for these outlets and TVs to be used without being plugged in or running the generator.



**Learn More**  
Scan this barcode using a QR Reader on your smart phone to learn more about Forest River.



A Berkshire Hathaway company.



**Coachmen**  
Leader to the Great Outdoors.

Coachmen RV, a Division of Forest River, Inc.,  
A Berkshire Hathaway Company

423 N. Main St., P.O. Box 30, Middlebury, IN 46540

To learn more about Coachmen RV and our products and see how Coachmen is making the easy life easier, visit [www.coachmenrv.com](http://www.coachmenrv.com)  
05/24



# Euro



## MAKE YOUR COACHMEN THE **ULTIMATE** BOONDOCKING RV!

Whether boondocking, off grid, or tailgating, the optional Freedom Package allows you to camp with no stress and no limits!

### NOW AVAILABLE ON EURO



#### SYSTEM INCLUDES:

- 460 AH MASTERVOLT MLI LITHIUM BATTERY
- 3500W MASTERVOLT INVERTER/CHARGER
- 60A MASTERVOLT MPPT SOLAR CONTROLLER
- 50A MASTERVOLT DC/DC CHARGER
- 5 INCH MASTERVOLT TOUCH SCREEN DISPLAY
- GE HIGH EFFICIENCY A/C

CONTACT YOUR SALES PERSON FOR MORE INFORMATION!



<https://www.coachmenrv.com/euro>

## Coachmen Digital Owner's Manual



# Coachmen

## ACCESS YOUR OWNER'S MANUAL ON OUR WEBSITE OR MOBILE APP!

Customer Satisfaction is our #1 Priority. With that in mind, we have created an *interactive owner's manual* to enhance your ownership experience.

### YOUR INTERACTIVE OWNER'S MANUAL FEATURES INCLUDE:

- A Convenient Means to Get Information About Your Product... Immediately
- Access the Entire Owner's Manual & Much More... Anywhere, Anytime
- How-to Videos & Comprehensive Individual Component Manuals
- Live Search Box & Favorites Settings for Quick Reference
- View it Off-line After the Initial Download
- Product Warranty Information



**MOBILE**  
You are on-the-go.  
Your owner's manuals  
should be too.



**DYNAMIC**  
Instant updating  
means your manual  
is always current.



**LIVE SEARCH**  
The information you're  
looking for, right at  
your fingertips.



## ACCESS YOUR OWNER'S MANUAL TWO WAYS:

Online at [www.coachmenrv.com/owners](http://www.coachmenrv.com/owners) or by downloading the **Coachmen RV Owner's Guide App** from Google Play or App Store on your mobile device.



Owner's Manuals & Product Warranty  
also available via:  
Forest River Owner's Relations  
423 N. Main St., Middlebury, IN 46540  
[www.coachmenrv.com/owners](http://www.coachmenrv.com/owners)  
(574) 825-7000





**SELECT SUPPLIERS HAVE WARRANTIES THAT ARE HANDLED DIRECTLY BY THEIR SERVICE PROFESSIONALS. THE FOLLOWING IS A GUIDELINE OF THE PARTNERS WE UTILIZE:**

COMPONENT	SUPPLIER'S LIMITED WARRANTY:
STRUCTURE	1 YEAR
FIT & FINISH	1 YEAR
GENERATOR	3 YEARS
SHAW FLOORING	3 YEARS
APPLIANCES	1 YEAR
SOLAR SHADES	1 YEAR
LIPPERT SLIDE	1 YEAR
LIPPERT HYDRAULIC JACKS	1 YEAR
TREAD LITE POWER STEP	1 YEAR
GE AIR CONDITIONER	2 YEARS
ATWOOD FURNACE	2 YEARS
FURRION WATER HEATER	2 YEARS
FIBERGLASS ROOF SKIN	2 YEAR
FIBERGLASS SIDEWALL	1 YEAR
WILLIAMSBURG DRIVER AND PASSENGER SEATS	2 YEARS
TELEVISIONS	1 YEAR
FORD POWERTRAIN	5 YEAR or 60,000 MILES/96,560 Kilometers
FORD CHASSIS	3 YEAR or 36,000 MILES/57,936 Kilometers

# FOREST RIVER CARE TECHNICAL AND ROADSIDE ASSISTANCE BENEFITS

## Providing safety and convenience for RVers and their families while on the road.

**Forest River Care Roadside Assistance** is provided to you by Forest River Inc. and powered by Specialized Dispatch Services, LLC. Your provided, first year of coverage includes emergency roadside assistance services such as towing, winch-out, jump-starts, tire changes, technical support, and more. Benefits and services are available to you for your new Forest River RV or when you are towing your new Forest River RV (does not cover additional vehicles or RVs). Learn more about **Forest River Care Technical and Roadside Assistance's** services and features below.

### Towing

Towing your RV or the Tow Vehicle when towing your RV, to the nearest qualified repair facility.

### Jump Starts

Jump-starting vehicles' dead batteries or towing vehicles to qualified repair facilities.



### Tire Assistance

Changing flat tires using a mounted and inflated spare tire, delivering comparable tires to disablement sites, or towing vehicles to a tire facility. The cost of a delivered replacement tire, alignment, mount and dismount, and balancing is

not covered. Customers are responsible for all charges related to on-site repairs, including but not limited to parts and labor costs.

**Delivery of Fuel and Emergency Fluids** Delivering fuel, oil, and water, as necessary, to remedy disablements. Customers are responsible for the cost of fluids.

### Locksmith/Lockout Service

Providing locksmith services, opening locked vehicles, and/or obtaining replacement keys. Customers are responsible for all charges related to on-site repairs, including but not limited to parts and labor costs.

### Winch Out

For RVs that can be accessed from an established, maintained road, highway, thoroughfare, or street.

### Mobile Tire Service

In the event of a tire-related breakdown, a mobile tire service company may be dispatched to mount a like tire to the customer's vehicle. Mobile tire service is not available in all areas. Towing to the nearest qualified repair facility will be provided if mobile tire service is not available. Customer responsible for all parts and labor fees.

### Technical Support

Features 24/7 technical assistance from our staff of RVIA/RVDA and ASE Certified Technicians, who speak directly with customers to troubleshoot operational issues. Should you need emergency roadside assistance, our vast network of providers offers a wide range of services to handle their unique RV.



### RV Mobile Mechanic

Dispatching of a mechanic to the site of mechanically-disabled vehicles. Customer is responsible for all charges related to on-site repairs, including but not limited to parts and labor costs.

### Dealer Locator Services

Assisting customers to the closest qualified service facility when they're in unfamiliar territory.

If you purchased your vehicle **prior to 1/1/2024**, please call the following number for emergency roadside assistance:

**866-209-2895**

If you purchased your vehicle **on or after 1/1/2024**, please call the following number for emergency roadside assistance:

**800-608-2751**



**VALID FOR 1 YEAR FROM DATE OF PURCHASE**



## Coachmen History

The first Coachmen RV products were manufactured in a 5,000 square foot plant in downtown Middlebury, Indiana, by Coachmen Industries, a company founded by three brothers: Tom, Keith and Claude Corson.

Coachmen's first year of production totaled 12 travel trailers, a single truck camper and 80 truck caps. Since then, over three quarters of a million Coachmen recreational vehicles have been produced and sold.

In December of 2008, Coachmen RV became a proud brand of Forest River, Inc., a Berkshire Hathaway company.

Today - Coachmen RV, a division of Forest River, Inc., is headquartered in Middlebury, Indiana, with our primary manufacturing facilities occupying over 220 acres with more than 23 acres under roof serving as dedicated manufacturing facilities for Coachmen branded Class A Motorhomes, Class C Motorhomes, Fifth Wheels and Travel Trailers. Our Camping Trailers are manufactured in our Centerville, Michigan, manufacturing facilities occupying 90 acres.

### **A Brand You Can Trust!**

Coachmen RV products have been on North American roads and in North American campgrounds since 1964.

With over five decades of building Recreational Vehicles and over 600,000 RVs built and sold we know how to design and build a reliable RV with exceptional value, dependable design, practical innovation and the comforts and features you desire.



## SERVICE & PARTS CONTACTS FOR COACHMEN CLASS A MOTORHOMES

Scott Shinall  
Customer Service Manager  
(574) 825-8305  
[sshinall@forestriverinc.com](mailto:sshinall@forestriverinc.com)

Amber Oswald  
Customer Parts Representative  
(574) 825-8663  
[aoswald@forestriverinc.com](mailto:aoswald@forestriverinc.com)

\*All information contained in this training packet is believed to be accurate at the time of publication. However, during the model year, it may be necessary to make revisions and Coachmen reserves the right to make all such changes without notice, including prices, colors, materials, equipment and specifications as well as the addition of new models and the discontinuance of models shown in this brochure. Therefore, please consult with your Coachmen dealer and confirm the existence of any materials, design or specifications that are material to your purchase decision. 11/23

©Copyright 2021 Coachmen RV a Division of Forest River Inc. – All Rights Reserved.

## Sales Contact Information

Name: \_\_\_\_\_  
Cell: \_\_\_\_\_  
Email: \_\_\_\_\_@forestriverinc.com



\*All information contained in this training packet is believed to be accurate at the time of publication. However, during the model year, it may be necessary to make revisions and Coachmen reserves the right to make all such changes without notice, including prices, colors, materials, equipment and specifications as well as the addition of new models and the discontinuance of models shown in this brochure. Therefore, please consult with your Coachmen dealer and confirm the existence of any materials, design or specifications that are material to your purchase decision. 11/23

©Copyright 2021 Coachmen RV a Division of Forest River Inc. – All Rights Reserved.