

# Mirada

## Sales Training

\* 2025



SCAN HERE

To see available  
Standards, Options  
and Features!

# MIRADA



# Table of Contents

<u>Page 3</u>	<u>What's New for 2024</u>
<u>Page 4</u>	<u>Paint Schemes for 2024</u>
<u>Page 5-6</u>	<u>Interior Decors</u>
<u>Page 7-8</u>	<u>Floorplans 29FW, 33SS, 35OS &amp; 35ES</u>
<u>Page 9</u>	<u>Specifications</u>
<u>Page 10</u>	<u>Floor Construction</u>
<u>Page 11-13</u>	<u>Sidewall Construction</u>
<u>Page 14</u>	<u>Roof Construction</u>
<u>Page 15 -16</u>	<u>Air Conditioner &amp; Heat pump</u>
<u>Page 17</u>	<u>Ford Chassis/Powertrain</u>
<u>Page 18</u>	<u>Towing</u>
<u>Page 19 -20</u>	<u>Generator</u>
<u>Page 21 -24</u>	<u>Exterior Features</u>
<u>Page 25 -34</u>	<u>Interior Features</u>
<u>Page 35-36</u>	<u>HDTV Antenna/HD Smart TV</u>
<u>Page 37-38</u>	<u>Warranty</u>
<u>Page 39</u>	<u>Owner's Manual</u>
<u>Page 40</u>	<u>History of Coachmen</u>
<u>Page 41</u>	<u>Service &amp; Parts contacts</u>
<u>Page 42</u>	<u>Coachmen salesperson Contact</u>



# MIRADA

## New for 2025 / Running Changes



22.5 Aluminum Wheels

22,000 lb. Chassis under the 33SS, 35ES & 35OS

18,000 lb. Chassis under the 29FW with 19.5 steel wheels

Gelcoat Glass Color

Slight color change - less “yellow” in the Noble Select Glass

Interior Décor Vinyl’s

Champagne (light)

Mocha (dark)

Wood color choices

Cloud (light)

Shadow (dark)

Dual MCD roller shades at windshield (solar & privacy)

Privacy MCD roller shade on passenger and driver windows

Shaw Linoleum

Ceiling Lights - Integrated in Batten Strips

Square Frameless Windows with Integrated Day/Night Shades

Removed Window Valences - Add Wood Trim

Wood Dinette table with new Legless Hardware

Kitchen Countertop with Lighted edge

Glass Stove Cover

Quieter - will not rattle driving down the road

Flip Up Countertop Extension

Tile Backsplash

Feature Wall at TV

Motion Sensor Light in Hallways by Floor

Bathroom Feature Wallpaper



# Mirada

## Paint Schemes for 2025



Partial Paint w/Graphics



Glaucous



Graphite



Scarlet



**SCAN HERE**

To see available  
Standards, Options  
and Features!



**\*Night Moves\***

# MIRADA



Interior Wood Color: CLOUD



Interior Fabric Choices: CHAMPAGNE & MOCHA



Champagne



Mocha



# MIRADA



Interior Wood Color: SHADOW



Interior Fabric Choices: CHAMPAGNE & MOCHA



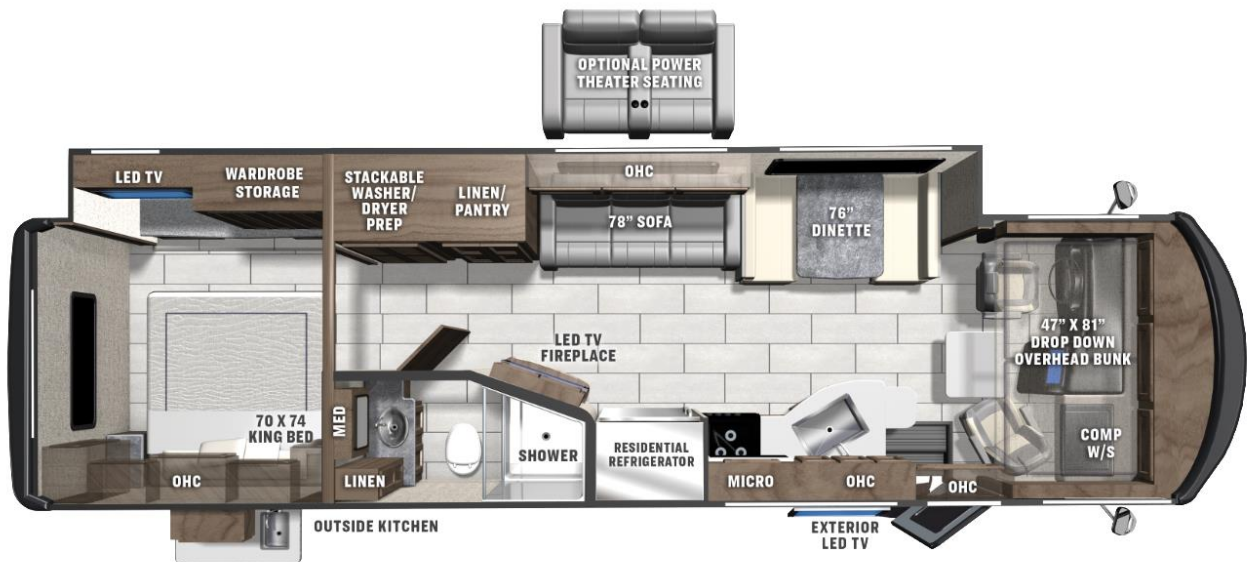
Champagne



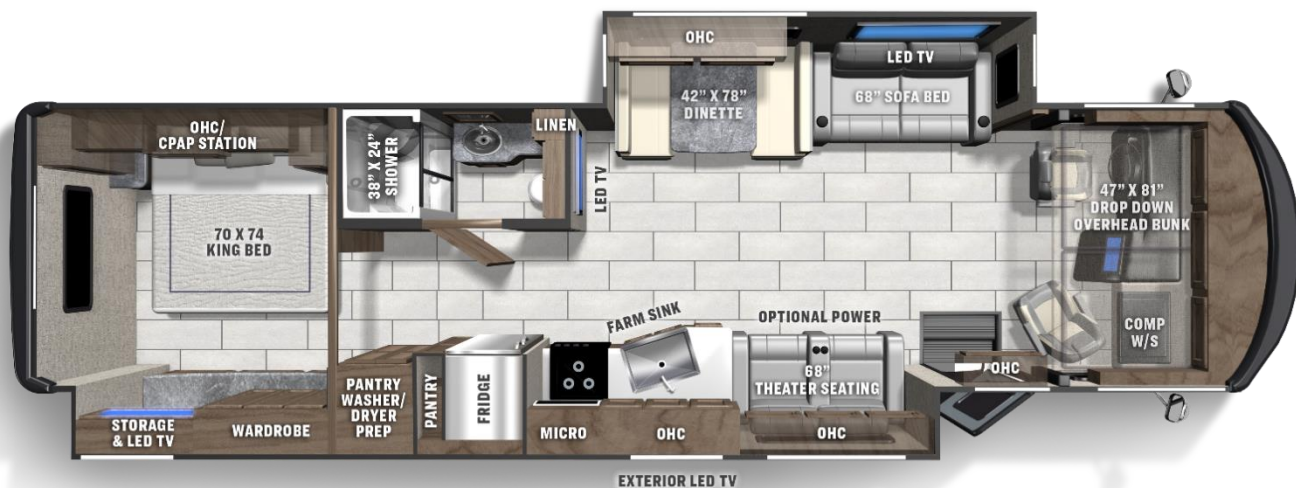
Mocha



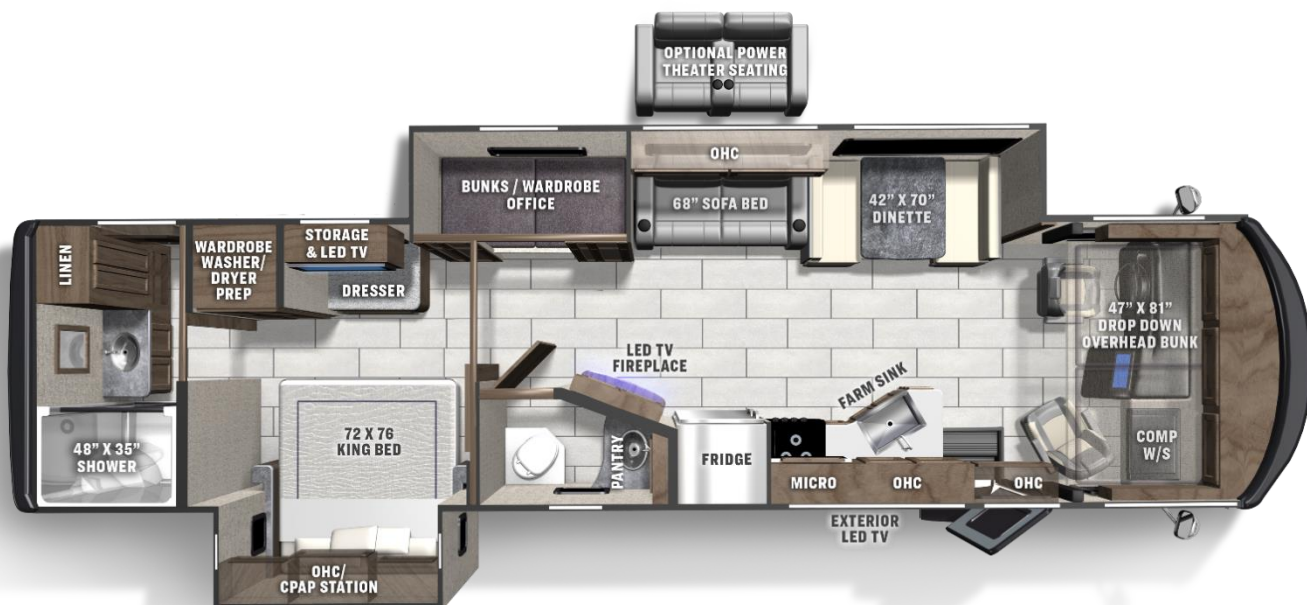
**29FW**



**33SS**



### 350S



### 35ES



## MIRADA SPECIFICATIONS

MIRADA SPECIFICATIONS				
CLASS A GAS	29FW	33SS	35ES	35OS
FORD ENGINE V-8, 7.3L, 3-VALVE	335HP / 468 TRQ	335HP / 468 TRQ	335HP / 468 TRQ	335HP / 468 TRQ
WHEEL BASE	190"	228"	242"	242"
GVWR	18,000 LBS	22,000 LBS	22,000 LBS	22,000 LBS
GCWR	23,000 LBS	26,000 LBS	26,000 LBS	26,000 LBS
GAWR - FRONT	7,000 LBS	8,000 LBS	8,000 LBS	8,000 LBS
GAWR - REAR	12,000 LBS	15,000 LBS	15,000 LBS	15,000 LBS
FUEL CAPACITY	80 GAL	80 GAL	80 GAL	80 GAL
LP GAS CAPACITY	20 GAL	20 GAL	20 GAL	20 GAL
FURNACE (BTU'S)	30,000	30000	30000	30000
EXTERIOR LENGTH (W/O LADDER)	30' 7"	34' 10"	36' 10"	36' 10"
EXTERIOR HEIGHT (W/AC)	12' 5"	12' 7"	12' 7"	12' 7"
EXTERIOR WIDTH	102"	102"	102"	102"
FRESH WATER	50 GAL	70 GAL	70 GAL	70 GAL
GREY WATER	46 GAL	45 GAL	90 GAL	45 GAL
BLACK WATER	46 GAL	45 GAL	90 GAL	45 GAL
WATER HEATER – ON DEMAND				
AWNING SIZE	20'	15' & 10'	17'	20'

## 2" Floor Construction

### 5-Layer Laminated Construction

#### 1. Galvanized steel underbelly

- Coated with Zinc Oxide to prevent metal from rusting and is harder to cut or rupture.
- Helps keep rodents and other pests from gaining access to interior

#### 2. 1½" Welded tubular steel framing

- Stronger than aluminum (aluminum is a low-density metal and when used in foundations it is more prone to failure compared to steel) 3" X 8" metal plates welded at 24" intervals over the Heat Duct channels to prevent soft floors.

#### 3. 1½" High compression block foam insulation

- Increases R-Value and insulation of motorhome. Thicker block foam than many other manufacturers providing better insulated RVs

#### 4. ½" floor decking

- 2 layers of ¼" decking with staggered seams
- Staggering seams prevents dead spots and air gaps since no seams run through entirety of floor

#### 5. Linoleum (SHAW Flooring)

- Slip Resistant
- Stain Resistant
- Cold Crack Resistant
- Resistant to Mold and Mildew



## 2" Sidewall Construction

### 5-Layer Laminated Construction

#### 1. Fiberglass Exterior Skin

- Noble Select High gloss gel coat sidewall
- 3 Year warranty
- We receive these bonded together with Azdel backer in long flat sheets that are then laminated to our sidewall.

#### 2. Azdel Composite Substrate Backer

- 50% lighter than wood
- Made in the USA
- Impervious to water, rot, or mold damage
- 3X the insulation value of wood

#### 3. 1½ lbs. High Compression Foam Insulation

- Increases R-Value providing a better insulated RV. Many manufacturers use thin 1" foam insulation.

#### 4. 1½" Aluminum Framing

- Aircraft grade welded aluminum framing. Many manufacturers use 1" framing.
- Aluminum framing around door and windows
- **Electroplated Galvanized Steel (EGS)** backing laminated into the sidewall provides secure anchoring for cabinets and other items mounted to the interior sidewall

#### 5. Azdel Composite Interior Décor Wallboard

- Residential looking

### There is No Wood in the Mirada Sidewall

#### Azdel Composite Panels - Key Features

 <p><b>Weight Matters™</b> 50% Lighter Than Wood for Lighter RVs</p>	 <p><b>Let It Rain™</b> Impervious to Water: No Rot, Mold or Water Damage</p>	 <p><b>from Sweats to Chills™</b> 3X the Insulation Value of Wood</p>
 <p><b>Odorless, Formaldehyde Free</b></p>	 <p><b>Sound &amp; Energy Absorbing for Quieter RVs</b></p>	 <p><b>Impact &amp; Puncture Resistant: Stronger Sidewalls Help Prevent Damage</b></p>

## *If Our Walls Could Talk*

Starts with **Noble Select** Sidewall gel coat exterior, which is thicker than most competitors and offers a three-year warranty through our supplier...

Our Walls are Vacuum-bonded AND pinch-rolled for maximum adhesion!

Within the walls, the **Noble Select** is adhered to **AZDEL** composite panels, which are a blend of polypropylene and fiberglass...

**AZDEL** is...

- HALF the weight of wood!
- IMPERVIOUS to water!
- FORMALDEHYDE free and odorless!
- THREE times the insulation of a wood panel!
- RAISES the R-Value 2 points!
- ABSORBS sound for a quieter ride!
- More IMPACT resistance – tends to flex rather than staying rigid so it doesn't crack
- NOT WOOD – wet wood causes panel delamination and Separation

Aluminum structure is DOUBLE-WELDED at the joints!

Metal EGS Backers for secure anchoring points of cabinets



## Noble Select GelCoat

SIDEWALL FINISH TYPES	SURFACE FINISH QUALITY	DENT / TEAR RESISTANCE	REPAIRABILITY	SCRATCH RESISTANCE	MAINTENANCE	NONCORROSIVE RESISTANCE	WARRANTY
FILON® G-III	MEDIUM	HIGH	HIGH	HIGH	LOW	HIGH	2-YEARS PARTS & LABOR
CRANE GOLD	HIGH	HIGH	HIGH	HIGH	LOW	HIGH	2-YEARS PARTS & LABOR
NOBLE® CLASSIC	HIGH	HIGH	HIGH	HIGH	LOW	HIGH	1-YEAR PARTS & LABOR
NOBLE® SELECT	PREMIUM	HIGH	HIGH	HIGH	LOW	HIGH	3-YEARS PARTS & LABOR
PAINTED ALUMINUM	HIGH	LOW	LOW	LOW	MEDIUM	HIGH	RV MFG WARRANTY

### Mirada uses Noble Select Sidewalls

The Noble Select sidewalls have a High Gloss gelcoat finish that will prevent fading and help maintain its look for years to come. They have 3X the insulation properties and are 20% lighter than wood substrate sidewalls. This creates more cargo carrying capacity in our motorhomes and allow them to be used in more extreme climates. Noble Select sidewalls come with a 3 year warranty unlike most other sidewalls with a 1 or 2 year warranty. Most other manufactures uses Noble Classic sidewalls that have a Luan backer

## Crowned Roof Construction

### 5-Layer Laminated Construction

#### 1. Interior wallboard

#### 2. Rigid polystyrene foam insulation

- Virtually impervious to moisture
- Provides great insulation properties

#### 3. Aluminum rafters


- Crowned for controlled water run off
- Can withstand considerable amounts of weight
- Impervious to water damage

#### 4. AZDEL roof decking

- Strengthens roof

#### 5. One piece Fiberglass roof

- Easy to clean
- No seams run down the middle
- Long lasting
- 2 Year Warranty on skin



## Even-Cool / Cool-Stream Ducting

The Mirada comes standard with dual 15,000 BTU A/Cs with heat pump air conditioning units, and a 5.5 kw NPS Yamaha powered gas generator.

The Mirada has CoolStream® residential ducting. This is an air conditioning system that is installed in the built-in channels of the crowned, vacuum-bonded roof. The insulated ductwork has an antibacterial coating that resists mold and mildew build-up. Radius corners provide maximum efficiency.

Other Motorhome manufacturers utilize molded block Styrofoam insulation with the built-in channels for their airflow. However, many do not install ductwork. Styrofoam is comprised of thousands of miniscule circular beads that have microscopic pores. Over time, those pores will accumulate dust particles. Air conditioning is nothing more than displacing moisture from the inside of the coach and transferring it to the outside which means moisture flowing freely through the coach and interacting with dirt and dust. Over time, this can have an adverse effect, especially for customers that are very sensitive with allergies.



Coachmen Ducting

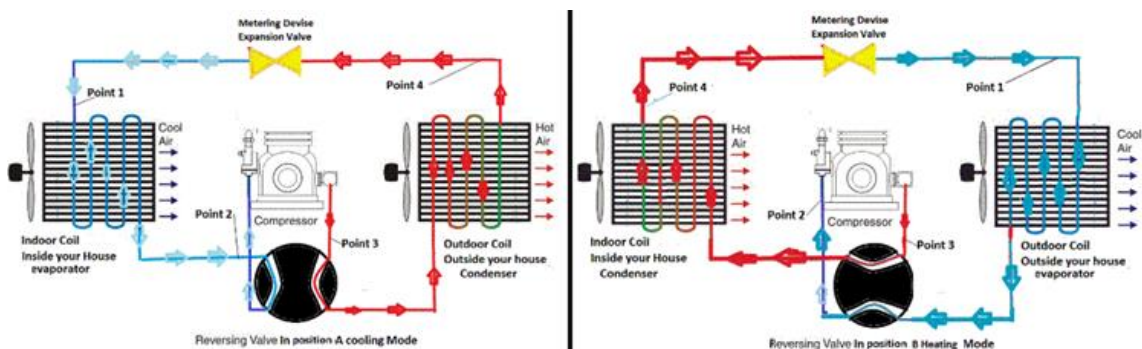


Vs. Competition Ducting

**MIRADA is Standard Equipped with Two GE 15K AC's with Built-In Heat Pumps.**

## HOW DOES A HEAT PUMP OPERATE?

- These are two diagrams side by side of how the two systems function:
  - Air Conditioner as a **cooling** unit on the left
  - Air Conditioner as a **heating** unit on the right
- Notice the compressor drawing in both the cooling and heating modes



The reversing valve Rotates 90°. This changes the direction of the flow of the refrigerant. It goes in the opposite direction and this is the reverse of the cooling cycle. Instead of absorbing heat from inside the motorhome it absorbs heat from the air outside the motorhome and transfers that heat to the interior. Now the indoor coil has become Condenser and the outdoor coil has become Evaporator

Notice that the heat isn't generated by a gas furnace. It is just moved (or pumped) from the outside air to inside the motorhome. This is why the Heat Pump is so popular in moderate climates. It also functions effectively in colder climates when the outside temperature is 38° to 40° or warmer. You don't need to operate the furnace when the weather cools off. Because of the reversing valve you can use the same electric system as both an air conditioner and a heater!



## Ford Chassis / Powertrain

### The Mirada is built on an F-53 Ford Chassis

- **Ford 7.3L Triton V8 gas engine**
  - 335 Horsepower & 468 lbs.-ft. of torque
  - Front and Rear 4-Wheel anti-lock disc brakes
- **TORQSHIFT® 6-Speed Double Overdrive Automatic Transmission**
  - Activating the Tow/Haul Feature
    - Provides Engine Braking
    - Reduces vehicle speed when descending hills by tapping brake pedal
    - Reduces brake wear
    - Modifies Shift Schedule
    - Delays upshifts and reduces frequency of shifts
- **Major Chassis Upgrades**
  - 2" Diameter Stabilizer Bars
  - Retuning of Suspension for all 6 GVWR Chassis
  - New Instrument Cluster Display
  - Hill Start Assist
- **Standard on all F-53 Ford Chassis**
  - Custom Tuned Sachs Shocks
  - Variable-rate Jounce Bumpers
  - 2" Diameter Stabilizer Bars
  - Computer Balanced Drive Shaft
  - Heavy Duty Sway Bars
- **Robust Steering**
  - **42-degree wheel cut (22.5" Tires)**
  - **50-degree wheel cut (19.5 Tires)**
    - Coachmen orders chassis from Ford with longer wheelbases than many competitors. The longer wheelbase allows more weight to exist between axles and less overhang resulting in a better handling motorhome.



# Determining the Towing Capacity of a MIRADA MOTORHOME

Every MIRADA Gas Class A motorhome has a tow hitch rated at 8,000 lb. That **DOES NOT** mean it can tow 8,000 lbs. The tow capacity of a **fully loaded** Mirada is determined by subtracting the Gross Vehicle Weight Rating (GVWR) from the Gross Combined Weight Rating (GCWR).

Example 1: a fully loaded **29FW MIRADA** on the **18,000 lb.** GVWR chassis has a GCWR (Gross Combined Weight Rating) of **23,000 lb.**

Therefore, this **fully loaded** 29FW Mirada has a towing capacity of 5,000 lbs.

Example 2: a fully loaded **MIRADA** on the **22,000 lb.** GVWR chassis has a GCWR (Gross Combined Weight Rating) of **26,000 lb.**

Therefore, these **fully loaded** Mirada's have a towing capacity of 4,000 lbs.

So, how much weight **beyond** this capacity can a motorhome legally tow?

The difference between the actual weight and the GVWR will determine how much **more** the motorhome may legally tow.

Load the motorhome as it will be used and have it weighed. Typically, the average couple will load the motorhome to between 800 and 1200 lbs. So, if motorhome has 3,000 lbs. CCC\* and we load it with 1,000 lbs. of cargo, we can tow an additional 2,000 lbs. In example 2 above, the customer can legally tow 6,000 lbs.

Regardless of the hitch rating, always calculate the legal towing capacity of the motorhome, remembering...

**NEVER Exceed the Hitch Rating!**

**NEVER Exceed the Gross Vehicle Weight Rating (GVWR)!**

**NEVER Exceed the Gross Combined Weight Rating (GCWR)!**

## NPS GENERATOR

### KEY FEATURES AND BENEFITS OF OUR GENERATORS:

- PARTNERED WITH AND POWERED BY **YAMAHA**
- 3 YEAR/ 2,000 HOUR WARRANTY
- UP TO 50% MORE FUEL EFFICIENT THAN THE COMPETITION WITH **eco**
- PURE SINE WAVE INVERTER TECHNOLOGY
- ON DEMAND VARIABLE SPEED POWER
- INTEGRATED PULL START
- REMOTE START W/ KEY FOB
- ADVANCED ALL NEW COOLING SYSTEM
- LARGEST NETWORK OF SERVICE LOCATIONS IN THE INDUSTRY

FROM ALL OF US AT **NEXT-GEN POWER SYSTEMS**, WE WOULD LIKE TO THANK YOU FOR YOUR SUPPORT. WE PRIDE OURSELVES ON CUSTOMER SERVICE AND BELIEVE IN EXCEEDING CUSTOMER EXPECTATIONS IN EVERY WAY POSSIBLE. PLEASE DON'T HESITATE TO CALL, WE ARE HERE FOR YOU AND ONLY BECAUSE OF YOU. WE HOPE YOU ENJOY YOUR NEW GENERATOR, HAPPY CAMPING!!!



N.P.S. COMPANY, LLC [WWW.NPSRVPOWER.COM](http://WWW.NPSRVPOWER.COM)

WESTERN HQ: 268 W. STATE STREET SUITE B. HURRICANE UT 84737

EASTERN HQ: 3416 COUNTY ROAD 6 UNIT 2, ELKHART, IN 46514

T: (866) 407-1727

## NPS GENERATOR



### Inverter Technology

Our generators are unlike anything that has ever been released on the market. The biggest single differentiator is the use of Inverter Technology on our unit. Our proprietary inverter uses a 5% pure sine wave that allows for cleaner, more efficient, stable power. This is the first time inverter technology will be available for RV onboard power generation. A generator with an inverter still produces AC electricity, just like a conventional generator. However, a rectifier is used to convert the AC electricity to DC power, and the DC power is “cleaned” and “smoothed” out by capacitors. In the final step giving this technology its name, the DC power is then converted back into clean AC power, resulting in consistent, reliable, “clean” power!

### Why Purchase Inverter Technology

Inverter technology is widely recognized for offering cleaner, more stable power. In the electronic age, this couldn't be more important as many new electronic devices are using microprocessors, which are sensitive to the type of power used. When using unclean power, you run the risk of damaging the device or facing user errors/malfunctions. Your laptop, phones, gaming consoles, blue-ray players, and now kitchen devices will benefit substantially from the use of inverter technology. The result is more efficient power use and cleaner power!



## Exterior Features



### Radius trunk doors with slam latch

- 1.5" thick slam latch doors (Thicker doors allow for larger openings)
- Side radius doors allow for easier opening of doors and access to items
- Pass-through storage allow for storage of larger / longer items
- Steel Storage compartments with Ozite liner (longer lasting than Rotocast)



Allowing for greater visibility

Dash is angled 20 degrees

## Exterior Features



### LED Light under awning

- An LED light strip is standard. It is attached under the awning and will illuminate the camping area.
- All Slides have awning toppers to protect from weather and debris




### Frameless Windows

- Frameless windows are standard on the Encore
- Aluminum framed window openings

### TPMS – Tire Pressure Monitoring System

- Tire pressure monitoring system that uses TPMS sensors to monitor the air pressure inside the individual tires.
- Reports real-time tire pressure information to the driver.



## Exterior Features



### Tread Lite Power Step

- Lightweight, heavy-duty motor
- Weatherproof components
- Stylish aluminum treads
- LED lighting
- Smoother operation
- Firm, more stable step



### Side View and Rear View Camera

- Strategically-placed side cameras that virtually eliminates the lower blind spot
- Color Infrared side cameras allows great visibility night or day



### Heated Enclosed Holding Tanks

- Areas in the exterior storage where tanks and other plumbing is located has forced air heat from the furnace
- Allowing for campers to camp in colder climates
- 29FW has 12V heat pads

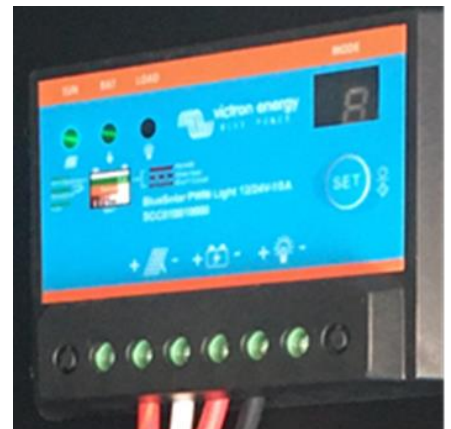
## Exterior Features

### Solar Panel

- Each Mirada has a 100-Watt solar panel on the roof
  - Provides 8-12 amps of power per hour
- Customers can upgrade to an aftermarket 300-Watt panel

### The Solar Controller regulates

- **Bulk Charge**, battery voltage has not yet reached boost voltage and 100% of available solar power is used to charge the battery
- **Boost Charge**, when the battery has recharged to the boost voltage setpoint, constant – current regulation is used to prevent heating and excessive battery gassing.
- **Float Charge**, after the battery is fully charged in Boost voltage stage, the controller reduces the battery voltage to Float voltage set point. When the battery is fully recharged, there will be no more chemical reactions and all the charge current transmits into heat and gas at this time.





## Interior Features



### Manual Drop-Down Bunk

- Manual bunk will hold 500 lbs.
- Mattress pad is included
- For Safety, a Bunk Ladder and Mesh Net are included



### Monitor System

- 10" touch screen monitor that displays the rear and side camera system.
- Includes FM/AM, Bluetooth, and XM radio ready with subscription
- Equipped with Apple and Android CarPlay

### Privacy / Solar Cockpit Shades

- Dual MCD roller shades at front windshield (solar & privacy)
- Privacy MCD roller shade on passenger and driver side windows



### Pull Out Computer Desk

- Allows for the passenger to navigate and work while traveling down the road
- Includes USB port, 12V outlet and 110V outlet



**New USB Charging Ports on Dash**

## Interior Features



### Mirada 35ES Features the “BOW” System (Bunk-Office-Wardrobe)

- Converts from Bunk Beds to an Office to Wardrobe
- Bunk Beds are more spacious than most bunk houses - 30”x72”
- The office space provides a chair, desk, electronic hook ups
- When converted to a wardrobe allows for extra closet space with clothes rod

## Interior Features



### Theater Seating

- Theater Seating is available in all Mirada floorplans
  - Theater Seating is standard in the 35OS
- Optional Power Theater Seating is available in the 32LS, 35OS, 35ES.
- Optional Power features Power Recliners, Heat, Massage and Light
- Center Console has cup holders, USB connections and is handy for storing TV remotes and other items.



## Interior Features



### Rubber Diamond Plate

- No carpet under the driver or passenger seats allow for easy cleaning in the cockpit
- The rubber diamond plate in the driver cockpit area will hold up longer than linoleum or carpet



### SHAW Flooring

- The floor in the Mirada is slip resistant
- Stain resistant
- 3-year no crack warranty
- Resistant to mold and mildew



### Reclining/Swivel Pilot Seats

- Both Pilot and Passenger seats will swivel to become additional seating in the motorhome



## Interior Features



### **Kitchen Prep Area**

- Farmhouse Stainless Steel sink
- High Rise Faucet
- Solid surface countertop with edge lighting
- Solid surface sink covers allow for more usable countertop space

### **Stainless Steel Package**

- All Stainless-Steel appliances
- 30" residential microwave
- Three Burner Range, Range Cover and Oven

### **Glass Tile Backsplash**

- Provides a high-end residential appearance
- Easier to clean and maintain than wallpaper or laminate

## Interior Features



### **Visionary Hide-A-Bed Sofa**

- Easily converts to a bed
- No air mattress required
- Storage exist under the sofa cushion allowing for bedding storage and other items
- Comfortable for Two adults



### **Furniture – Windows - Lighting**

- Upgraded furniture package. Vinyl package upgraded to increase longevity of furniture (5-year hydrolysis)
- Square Frameless Windows with built in day/night shades
- LED lighting in batten strips



### **Bathroom**

- The bathroom has glass shower doors
- Porcelain Toilet w/Foot Flush
- Stainless steel sink
- Lots of storage
- 35ES offers a half bath

## Interior Features



### Full Storage Under Bed

- The Mirada has full storage under the bed
- The bed easily folds up and down because it is supported with hinges
- You can walk around both sides of the bed in the Mirada



### Bedroom TV has Hidden Storage

- The TV flips up for additional storage behind
- Great place for valuables and other items



### Layered Cabinets / Designer Headboard

- The layered cabinets provide additional storage in the bedroom
- Reading lights are located under the cabinets
- 110V outlets are on both sides of the bed



## Interior Features



### Pantry

- Most Mirada floor plans have a Pantry that will accommodate food and other storage items.

- The Mirada 32LS, 35ES and 35OS will have a storage area that will convert to accommodate an optional stackable washer/dryer.
- The above floor plans are pre-plumbed with the electric and plumbing for the washer/dryer. It can be found in a false compartment at the back of the storage area.





## Interior Features



### Coach Pap Station

- The Coach-Pap station allows C-PAPs and other devices to be plugged into an outlet in the cabinet above the bed and run the supply hose through the bottom of the cabinet



### Fireplace

- The Mirada 32LS, 35ES and 35OS come with an electric fireplace
- The fireplace acts as a space heater and runs off 120V electric.
- Provides up to 5,000 BTUs
- 1500 Watts

## Interior Features




### Batteries are located under the steps

- (2) House batteries are standard on the Mirada
- Located under the steps make them easily accessible
- Batteries are protected from road decay



### Dual A/Cs, 50 Amp Service

- Mirada is standard with 50 Amp service & Dual 15,000btu A/Cs
- Allow for cooler temperature in summer heat
- NPS 5.5 kw generator is quieter and more efficient than a 4.0 kw generator



### Heat pumps

- 15,000 BTU A/C's with Heat Pumps are Standard in the front and rear.
- A Heat Pump will heat the motorhome without having to run the L/P furnace
- Provides heat for the motorhome when the outside ambient temperature is above 25°



## KING Jack – digital HDTV antenna system



### Wider reception range

- Less directional than traditional RV antennas to provide broader reception coverage

### Greatly improved UHF reception

- Superior reception of UHF signals where over 80% of new DTV channels are broadcast, also offers great reception of remaining VHF channels

### Fixed height- 8.5" tall

- No need to crank up, can't forget to crank down
- Not affected by ice or snow build-up on roof
- Lower than A/C unit or satellite dish
- Compatible with mobile DTV reception

### Environmentally protected

- No periodic lubrication of roof mounted components
- No exposed coaxial cables or connectors

**2 year parts, 1 year labor warranty**

**Adjustable for different roof thicknesses**

- 1" to 8" roofs without any cutting or gluing

**Compact, aerodynamic design**

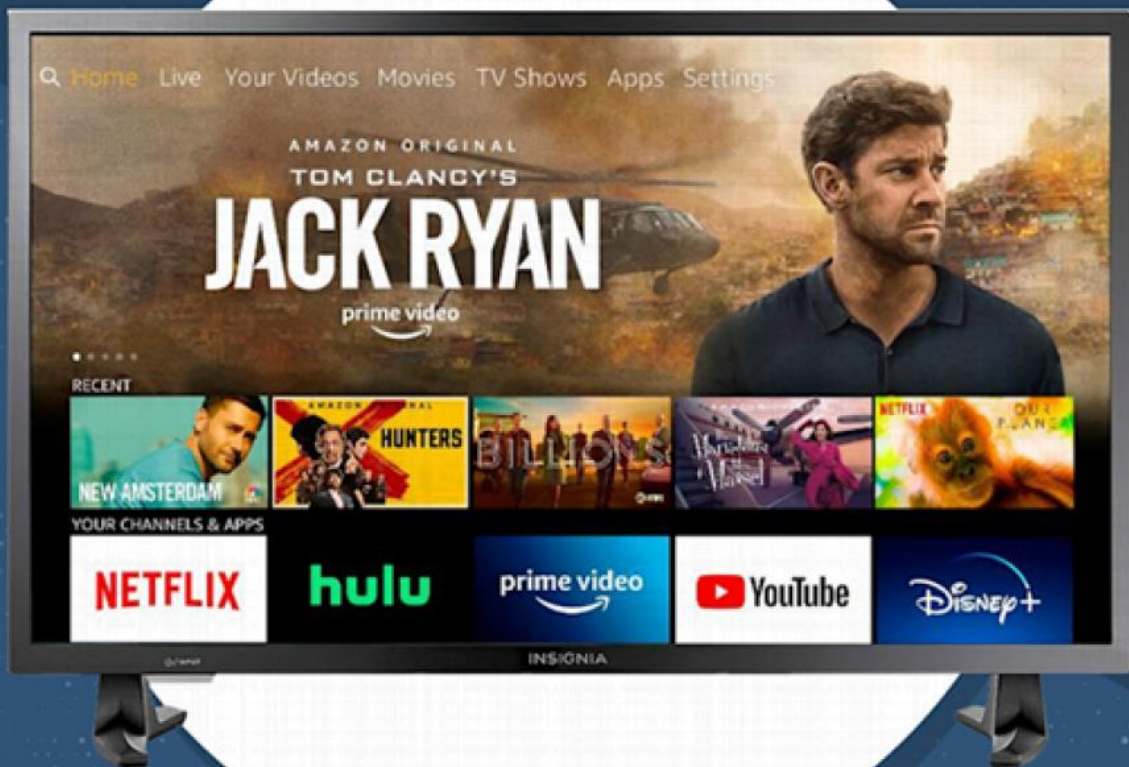
- 70% smaller and lighter than Batwing antennas



**In order to receive Radio or TV reception your booster must be turned on at your control monitor panel**

## Insignia

HD Smart TV  
Now in all Mirada Motorhomes





**SELECT SUPPLIERS HAVE WARRANTIES THAT ARE HANDLED DIRECTLY BY THEIR SERVICE PROFESSIONALS. THE FOLLOWING IS A GUIDELINE OF THE PARTNERS WE UTILIZE:**

COMPONENT	SUPPLIER'S LIMITED WARRANTY:
STRUCTURE	1 YEAR
FIT & FINISH	1 YEAR
GENERATOR	3 YEARS
SHAW FLOORING	3 YEARS
APPLIANCES	1 YEAR
SOLAR SHADES	1 YEAR
LIPPERT SLIDE	1 YEAR
LIPPERT HYDRAULIC JACKS	1 YEAR
TREAD LITE POWER STEP	1 YEAR
GE AIR CONDITIONER	2 YEARS
ATWOOD FURNACE	2 YEARS
WATER HEATER	2 YEARS
FIBERGLASS ROOF SKIN	2 YEAR
Noble Select Side Walls	3 YEARS
WILLIAMSBURG DRIVER AND PASSENGER SEATS	2 YEARS
TELEVISIONS	1 YEAR
FORD POWERTRAIN	5 YEAR or 60,000 MILES/96,560 Kilometers
FORD CHASSIS	3 YEAR or 36,000 MILES/57,936 Kilometers

# FOREST RIVER CARE TECHNICAL AND ROADSIDE ASSISTANCE BENEFITS

## Providing safety and convenience for RVers and their families while on the road.

**Forest River Care Roadside Assistance** is provided to you by Forest River Inc. and powered by Specialized Dispatch Services, LLC. Your provided, first year of coverage includes emergency roadside assistance services such as towing, winch-out, jump-starts, tire changes, technical support, and more. Benefits and services are available to you for your new Forest River RV or when you are towing your new Forest River RV (does not cover additional vehicles or RVs). Learn more about **Forest River Care Technical and Roadside Assistance's** services and features below.

### Towing

Towing your RV or the Tow Vehicle when towing your RV, to the nearest qualified repair facility.

### Jump Starts

Jump-starting vehicles' dead batteries or towing vehicles to qualified repair facilities.



### Tire Assistance

Changing flat tires using a mounted and inflated spare tire, delivering comparable tires to disablement sites, or towing vehicles to a tire facility. The cost of a delivered replacement tire, alignment, mount and dismount, and balancing is

not covered. Customers are responsible for all charges related to on-site repairs, including but not limited to parts and labor costs.

**Delivery of Fuel and Emergency Fluids** Delivering fuel, oil, and water, as necessary, to remedy disablements. Customers are responsible for the cost of fluids.

### Locksmith/Lockout Service

Providing locksmith services, opening locked vehicles, and/or obtaining replacement keys. Customers are responsible for all charges related to on-site repairs, including but not limited to parts and labor costs.

### Winch Out

For RVs that can be accessed from an established, maintained road, highway, thoroughfare, or street.

### Mobile Tire Service

In the event of a tire-related breakdown, a mobile tire service company may be dispatched to mount a like tire to the customer's vehicle. Mobile tire service is not available in all areas. Towing to the nearest qualified repair facility will be provided if mobile tire service is not available. Customer responsible for all parts and labor fees.

### Technical Support

Features 24/7 technical assistance from our staff of RVIA/RVDA and ASE Certified Technicians, who speak directly with customers to troubleshoot operational issues. Should you need emergency roadside assistance, our vast network of providers offers a wide range of services to handle their unique RV.



### RV Mobile Mechanic

Dispatching of a mechanic to the site of mechanically-disabled vehicles. Customer is responsible for all charges related to on-site repairs, including but not limited to parts and labor costs.

### Dealer Locator Services

Assisting customers to the closest qualified service facility when they're in unfamiliar territory.

If you purchased your vehicle **prior to 1/1/2024**, please call the following number for emergency roadside assistance:

**866-209-2895**

If you purchased your vehicle **on or after 1/1/2024**, please call the following number for emergency roadside assistance:

**800-608-2751**



**VALID FOR 1 YEAR FROM DATE OF PURCHASE**

# Coachmen Digital Owner's Manual



## Coachmen

### ACCESS YOUR OWNER'S MANUAL ON OUR WEBSITE OR MOBILE APP!

Customer Satisfaction is our #1 Priority. With that in mind, we have created an *interactive owner's manual* to enhance your ownership experience.

#### YOUR INTERACTIVE OWNER'S MANUAL FEATURES INCLUDE:

- A Convenient Means to Get Information About Your Product... Immediately
- Access the Entire Owner's Manual & Much More... Anywhere, Anytime
- How-to Videos & Comprehensive Individual Component Manuals
- Live Search Box & Favorites Settings for Quick Reference
- View it Off-line After the Initial Download
- Product Warranty Information



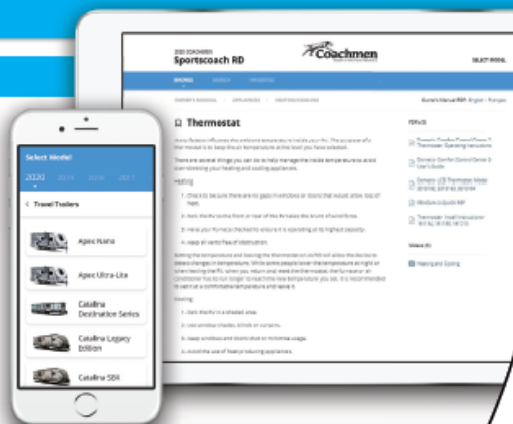
**MOBILE**  
You are on-the-go.  
Your owner's manuals  
should be too.



**DYNAMIC**  
Instant updating  
means your manual  
is always current.



**LIVE SEARCH**  
The information you're  
looking for, right at  
your fingertips.



### ACCESS YOUR OWNER'S MANUAL TWO WAYS:

Online at [www.coachmenrv.com/owners](http://www.coachmenrv.com/owners) or by downloading the **Coachmen RV Owner's Guide App** from Google Play or App Store on your mobile device.



Owner's Manuals & Product Warranty  
also available via:  
Forest River Owner's Relations  
423 N. Main St., Middlebury, IN 46540  
[www.coachmenrv.com/owners](http://www.coachmenrv.com/owners)  
(574) 825-7000

## Coachmen History

The first Coachmen RV products were manufactured in a 5,000 square foot plant in downtown Middlebury, Indiana, by Coachmen Industries, a company founded by three brothers: Tom, Keith and Claude Corson.

Coachmen's first year of production totaled 12 travel trailers, a single truck camper and 80 truck caps. Since then, over three quarters of a million Coachmen recreational vehicles have been produced and sold.

In December of 2008, Coachmen RV became a proud brand of Forest River, Inc., a Berkshire Hathaway company.

Today - Coachmen RV, a division of Forest River, Inc., is headquartered in Middlebury, Indiana, with our primary manufacturing facilities occupying over 220 acres with more than 23 acres under roof serving as dedicated manufacturing facilities for Coachmen branded Class A Motorhomes, Class C Motorhomes, Fifth Wheels and Travel Trailers. Our Camping Trailers are manufactured in our Centerville, Michigan, manufacturing facilities occupying 90 acres.

### **A Brand You Can Trust!**

Coachmen RV products have been on North American roads and in North American campgrounds since 1964.

With over five decades of building Recreational Vehicles and over 600,000 RVs built and sold we know how to design and build a reliable RV with exceptional value, dependable design, practical innovation and the comforts and features you desire.





# Service & Parts Contacts for Coachmen Class A Motorhomes

Scott Shinall  
Customer Service Manager  
(574) 825-8305  
[sshinall@forestriverinc.com](mailto:sshinall@forestriverinc.com)

Amber Oswald  
Customer Parts Representative  
(574) 825-8663  
[aoswald@forestriverinc.com](mailto:aoswald@forestriverinc.com)

\*All information contained in this training packet is believed to be accurate at the time of publication. However, during the model year, it may be necessary to make revisions and Coachmen reserves the right to make all such changes without notice, including prices, colors, materials, equipment and specifications as well as the addition of new models and the discontinuance of models shown in this brochure. Therefore, please consult with your Coachmen dealer and confirm the existence of any materials, design or specifications that are material to your purchase decision. 12/21  
©Copyright 2021 Coachmen RV a Division of Forest River Inc. – All Rights Reserved.

## Sales Contact Information



\*All information contained in this training packet is believed to be accurate at the time of publication. However, during the model year, it may be necessary to make revisions and Coachmen reserves the right to make all such changes without notice, including prices, colors, materials, equipment and specifications as well as the addition of new models and the discontinuance of models shown in this brochure. Therefore, please consult with your Coachmen sales person and confirm the existence of any materials, design or specifications that are material to your purchase decision. 12/21

©Copyright 2021 Coachmen RV a Division of Forest River Inc. – All Rights Reserved.